

2024 Activity Survey

Year 11 Leavers from The Westgate School

Contents

Introduction	3
Careers Adviser Summary	4
Glossary of Terms	5
Situation Overview	6
Raising the Participation Age (RPA) Situations	7
RPA Situation Breakdown	8
RPA Education Programme	9
RPA Programme Establishments	10
Non_RPA Situations	11
Non-RPA Situation Breakdown	12
Other Situations	13
Intended Destination	14
September Guarantee	15
Appendix	16

Introduction

This booklet has been compiled by the Hampshire County Council Data and Systems Team for Hampshire schools and academies (referred to as establishments), and its data has been compiled from Hampshire's Client Caseload Information System (CCIS).

The booklet is based on the cohort of young people who were recorded as being academically aged Year 11 and in a Hampshire establishment on 31st May 2024, and information presented is a snapshot of that cohort as of 1st November 2024.

Topics covered are based on performance measures used by the Department for Education (DfE), and enable establishments to monitor their current performance, to plan future strategies and to identify potential issues before they arise.

Due to Raising the Participation Age (RPA) legislation 2014, young people are under a duty to participate in education or training until at least their 18th birthday, although in practice most young people continue until the end of the academic year in which they turn 18 (academic Year 13). This significant piece of education legislation has particular importance to vulnerable young people. Primary responsibility for providing independent and impartial careers guidance on participation options rests with establishments directly.

Note that information is withheld and replaced with '-' where less than 5 leavers are recorded.

Careers Advice and Guidance provided by Hampshire Futures

Careers Advice and Guidance is provided to your school by Hampshire Futures.

The work delivered by the Careers Adviser(s) is negotiated within the contracted hours of delivery and has included:

- * Independent, impartial careers education, information, advice and guidance through individual careers interviews, drop-in sessions, group work, assemblies and presentations. Remote guidance continued to be offered by telephone or video call, to ensure no students miss out on guidance.
- * Prioritising and adapting the service to meet the needs of vulnerable groups, identifying and supporting young people at risk of becoming NEET.
- * Up to date information, advice and guidance on all RPA compliant destinations and long term career pathways.
- * Access to Hampshire Futures' continually updated website; this includes a wide range of careers resources, interactive activities and relevant signposting.

[Course: Hampshire Futures Careers Information Service \(participationandlifelonglearning.co.uk\)](https://participationandlifelonglearning.co.uk)

- * Advice to school on developing their careers programme and support to meet the Gatsby Benchmarks, as detailed in the Careers Statutory Guidance January 2023.
- * Working with the Hampshire Futures Work Experience team to deliver Work Experience Health and Safety checks and securing employers to attend employer led sessions and school careers events.
- * Support for parents/carers to understand the resources and range of options available, by attending Parents' Evenings and events and responding to individual enquiries.

In addition, we have provided you with the Hampshire Futures Careers and Participation Guide to support your careers programme and enhance our working relationships.

Key Contact for Hampshire Futures:

Development Manager: Sarah Roché

sarah.roche@hants.gov.uk

Glossary of Terms

Common Terms

DfE - Department for Education.
Situation - The activity of a young person.
EET - In Education, Employment or Training.
EOTAS - Education Other Than At School (including Home Education).
NEET - Not in Education, Employment or Training.
RPA - Raising the Participation Age. (https://www.gov.uk/government/policies/increasing-opportunities-for-young-people-and-helping-them-to-achieve-their-potential/supporting-pages/raising-the-participation-age).
Unknown - Young people whose destination cannot be confirmed.

Situation Category (see Appendix for detailed breakdown)

RPA: Sixth Form College/School - Includes Sixth Form College and School Sixth Form.
RPA: FE College - Further Education.
RPA: Other Ed inc. Traineeship - Includes Year 11, Higher Education, moved out of area to education, Gap Year students, independent specialist providers, custodial sentences and traineeships.
RPA: Non-Emp Training (FT) - Includes full-time provider-based foundation learning and supported
RPA: Emp (FT) inc. Apprenticeship - Includes full-time jobs with training (nb employed and self-employed) and apprenticeships.
Non RPA: EET (no RPA) inc. PT Emp - Includes full-time jobs without training, part-time education/employment/ training and re-engagement opportunities.
Non RPA: NEET - Available - Unemployed but potentially available for work.
Non RPA: NEET - Not Available - Unemployed and unavailable for work, e.g. young carers.
Other: Includes unknowns, moved out of area to unknown activity, pregnancies, teenage parents, illness and unpaid personal development opportunities that support young people to enter EET.

Education Programmes

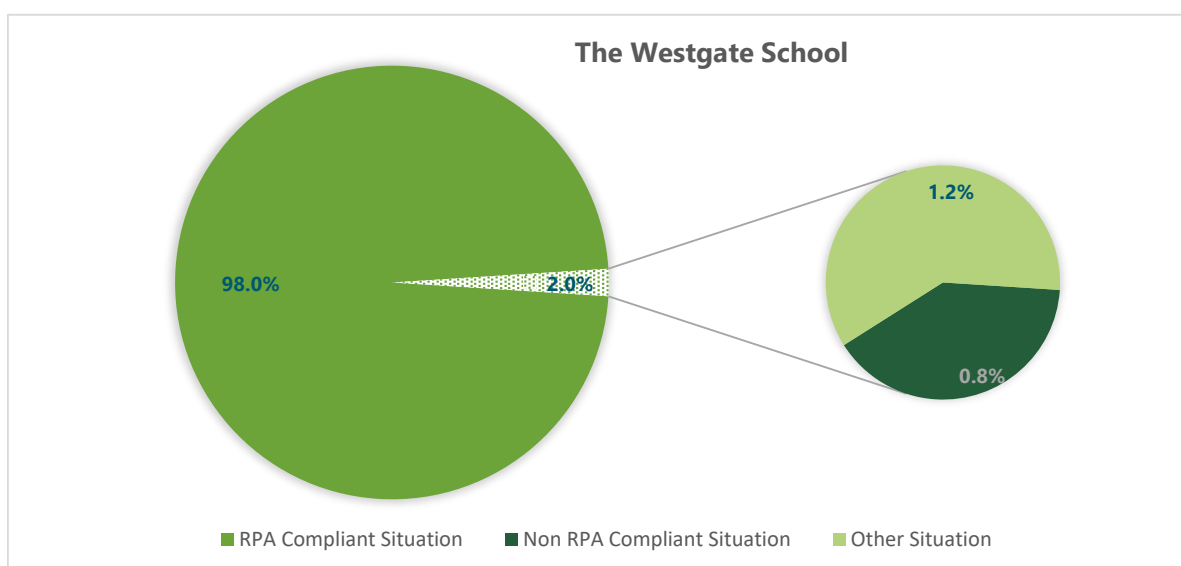
Level 3 - A Levels - GCE A Levels.
Level 3 - Technical - Includes all vocational programmes including BTEC, CTEC, NVQ, T Levels etc.
Level 3 - Unspecified - Includes any Level 3 programme where the type is not known.
Level 2 - Technical - Includes all vocational programmes including BTEC, CTEC, NVQ etc.
Level 2 - GCSEs - GCSEs.
Level 1 - Technical - Includes all vocational programmes including BTEC, CTEC, NVQ etc.
Entry Level inc. Traineeships - Entry level programmes including Traineeships.
Other Education Course - Includes higher education courses and programme types not specified in the data sent by further education establishments.

Note

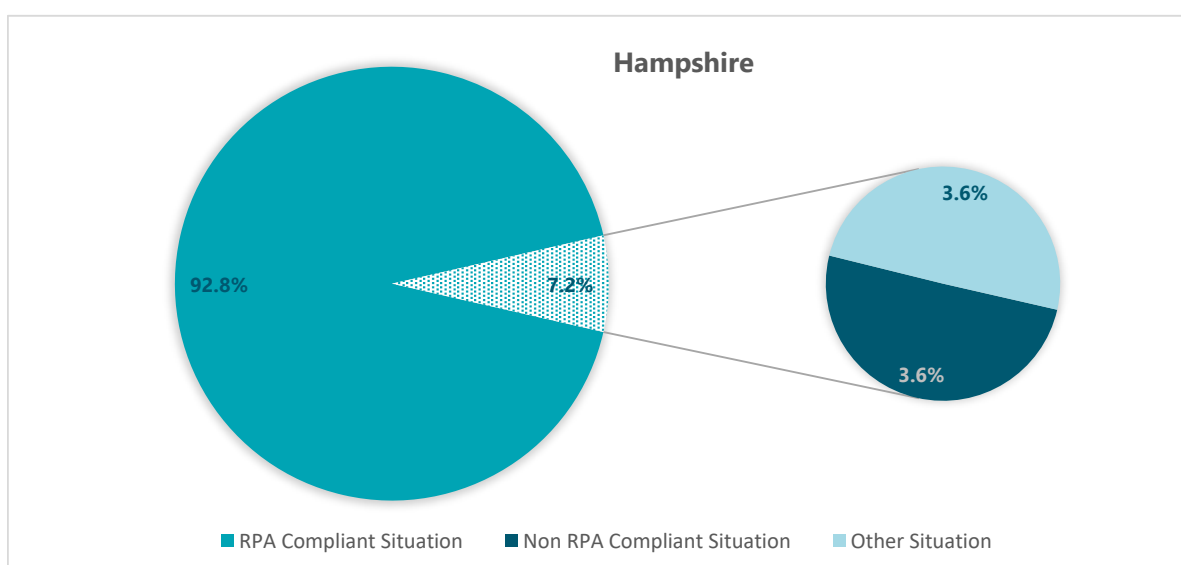
Due to rounding of multiple numbers the figures in some tables may not always add up to 100%.
The cohort for the Activity Survey is based on the previous Year 11 September Guarantee cohort. The contents of this Activity Survey booklet will therefore differ from other school statistics published on government websites that are compiled using a different cohort.

Situation Overview

The chart below shows that 98% of The Westgate School Year 11s in 2024 moved to participating situations that meet the DfE defined 'Raising the Participation Age (RPA)'. Of the remaining 2%, 0.8% moved to Non RPA situations and 1.2% to Other situations. The 'Other' category includes young people who are working towards participation, on a temporary break, unable to engage due to personal reasons as well as those whose situation is unknown or who have moved out of the area.

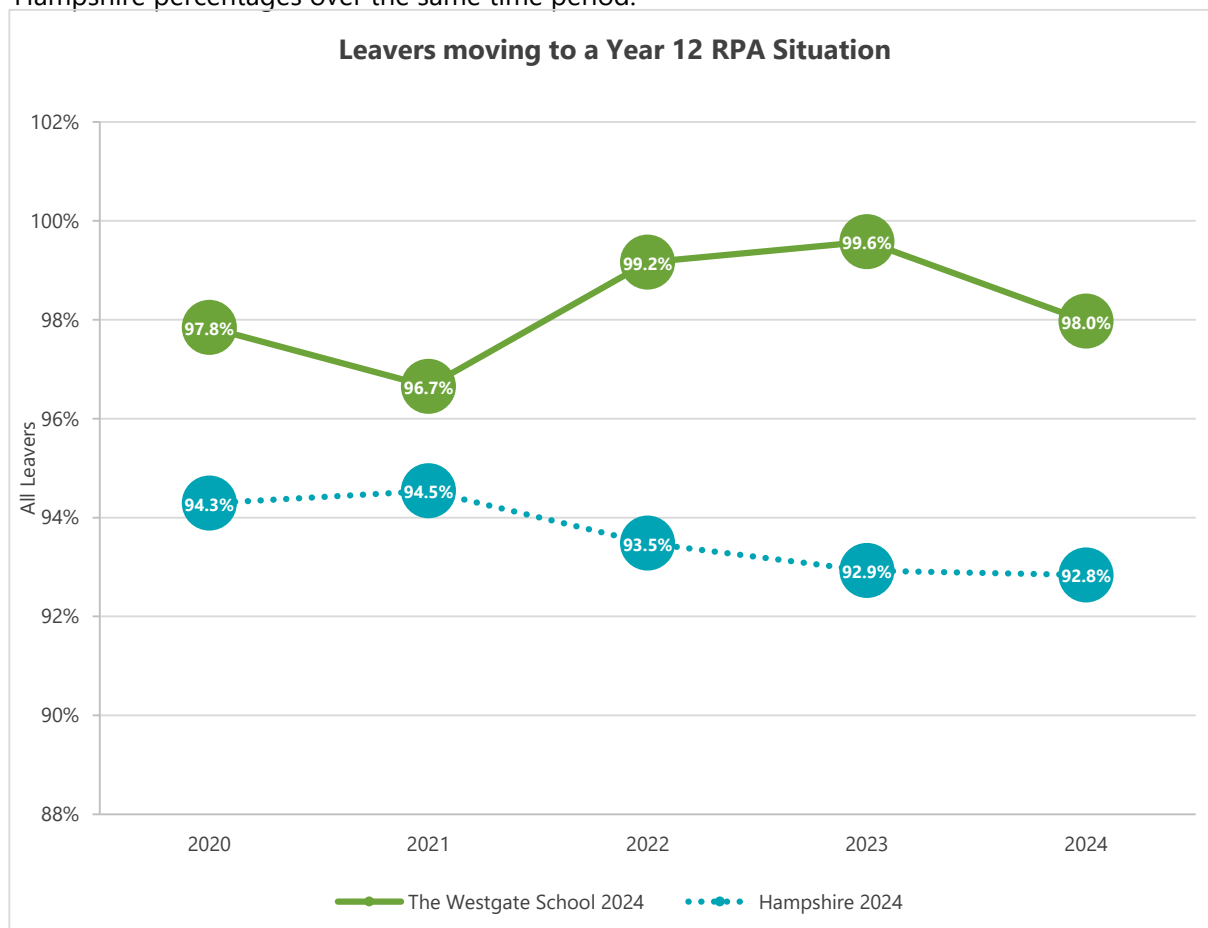


The same chart showing the total Hampshire cohort indicates that 92.8% of Hampshire Year 11 leavers moved to RPA situations in 2024. The RPA percentage for The Westgate School is higher than that for Hampshire.



Raising the Participation Age (RPA) Situations

The graph below shows the percentage of leavers from The Westgate School who moved to a RPA situation in Year 12. It shows percentages for the past five years, and compares these to the Hampshire percentages over the same time period.



The tables below show the actual numbers of young people in a RPA situation compared to the numbers in the cohort. Where fewer than five people are recorded the information is withheld and replaced with '-'.

The Westgate School

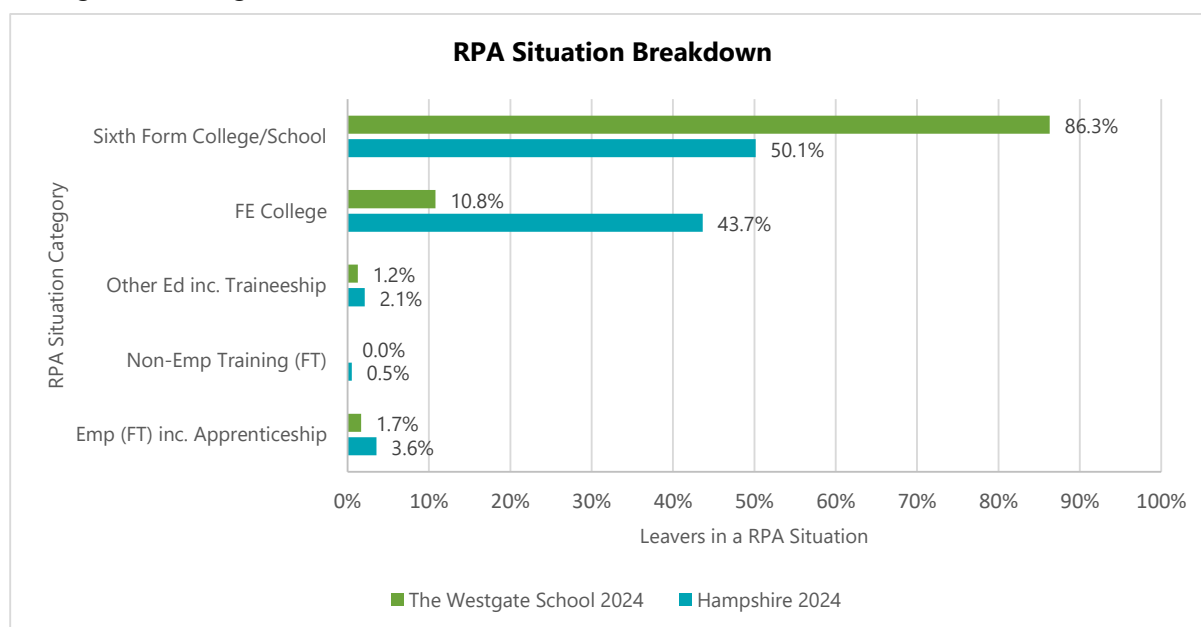
Leaver Year	2020	2021	2022	2023	2024
RPA Met	227	231	237	236	241
Total Leavers	232	239	239	237	246

Hampshire

Leaver Year	2020	2021	2022	2023	2024
RPA Met	12,832	13,342	13,225	13,744	14,080
Total Leavers	13,609	14,113	14,147	14,790	15,166

RPA Situation Breakdown

RPA situations are grouped into five categories, seen below. The Situation Category table in the glossary on page 5 defines each category. The graph below shows that there is a larger percentage of The Westgate School leavers moving to an education programme ('Sixth Form College/School', 'FE College', 'Other Ed inc. Traineeship') than the Hampshire average, but a smaller percentage moving to a training situation.



The tables below show the actual numbers of young people in each RPA situation. Where fewer than five people are recorded the information is withheld and replaced with '-'.

The Westgate School

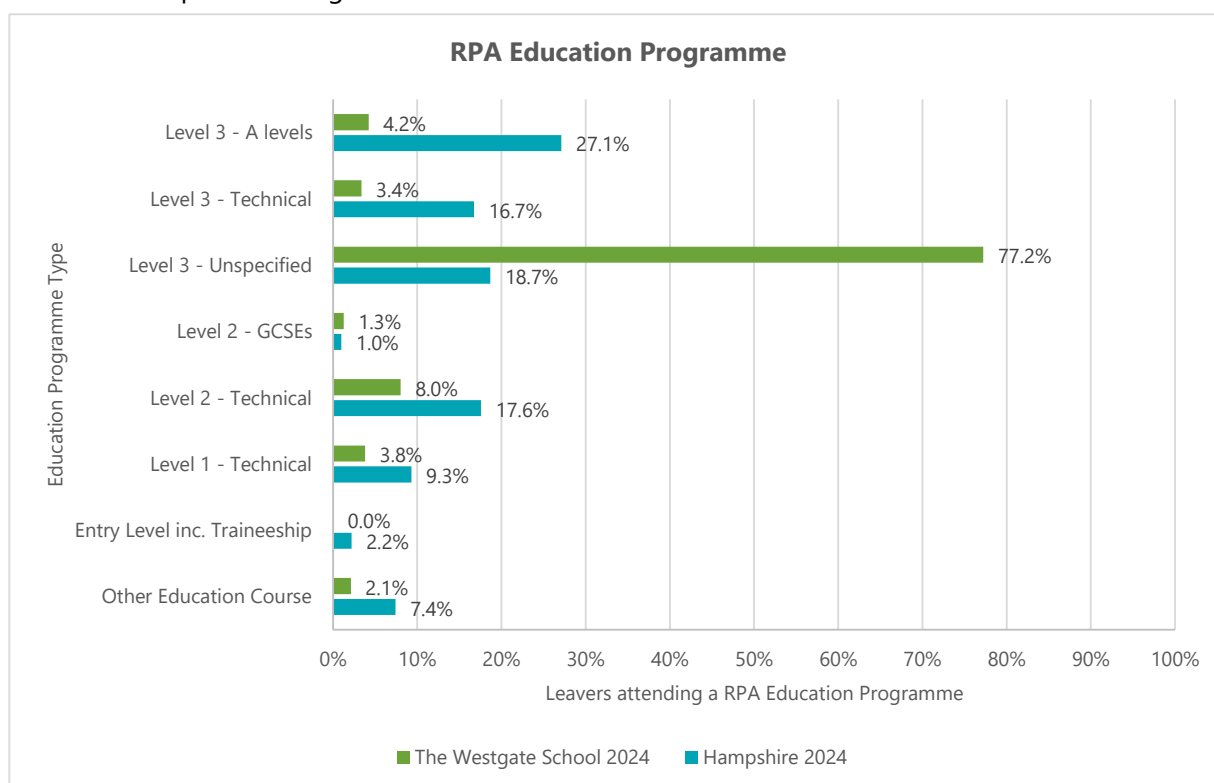
Leaver Year	2020	2021	2022	2023	2024
Sixth Form College/School	201	206	205	215	208
FE College	22	25	29	17	26
Other Ed inc. Traineeship	0	0	-	-	-
Non-Emp Training (FT)	0	0	-	0	0
Emp (FT) inc. Apprenticeship	-	0	-	0	-

Hampshire

Leaver Year	2020	2021	2022	2023	2024
Sixth Form College/School	6,923	7,128	6,983	7,113	7,061
FE College	5,401	5,665	5,589	5,906	6,147
Other Ed inc. Traineeship	32	26	170	243	298
Non-Emp Training (FT)	27	52	84	31	74
Emp (FT) inc. Apprenticeship	449	471	399	451	500

RPA Education Programme

There are different types of education programmes. The bar chart below shows that a smaller percentage of education programme leavers from The Westgate School moved on to study a Level 3 programme than the Hampshire average. A lower percentage moved to Technical programmes than the Hampshire average.



The table below shows the actual numbers of young people in each programme type. Where fewer than five people are recorded the information is withheld and replaced with '-'.

Education Programme Type	The Westgate School 2024	Hampshire 2024
Level 3 - A levels	10	3,662
Level 3 - Technical	8	2,259
Level 3 - Unspecified	183	2,520
Level 2 - GCSEs	-	133
Level 2 - Technical	19	2,374
Level 1 - Technical	9	1,258
Entry Level inc. Traineeship	0	297
Other Education Course	5	1,003

RPA Programme Establishments

Certain factors can greatly influence the appeal of a post-16 education establishment, such as the type of courses offered.

The table below shows the most popular establishments attended, as of 1st November 2024, by the Year 11 leavers from The Westgate School who moved to a full-time education programme. It shows the number of young people attending the establishment, and the percentage they represent compared to all Year 11 full-time education leavers from The Westgate School (237).

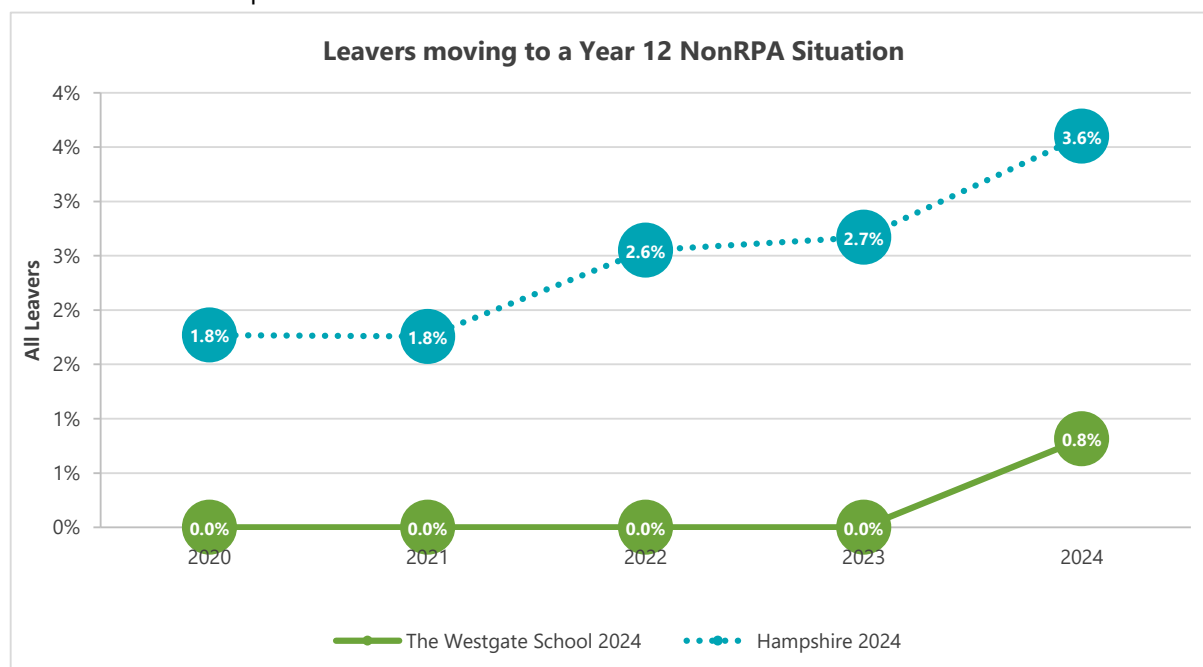
The figures include young people repeating a year of statutory education. Establishments with fewer than five people attending are not shown.

Year 12 Establishments	Leavers from The Westgate School	% of Programme Leavers
Peter Symonds College	194	81.9%
Sparsholt College Hampshire	11	4.6%
Barton Peveril Sixth Form College	10	4.2%

Year 11 leavers from The Westgate School moving to an education programme also attended Eastleigh College.

Non RPA Situations

The graph below shows the percentage of leavers from The Westgate School who moved to a Non RPA situation in Year 12 over the past five years, and compares this to the Hampshire percentages over the same time period.



The tables below show the actual numbers of young people in a Non RPA situation compared to the numbers in the cohort. Where fewer than five people are recorded the information is withheld and replaced with '-'.

The Westgate School

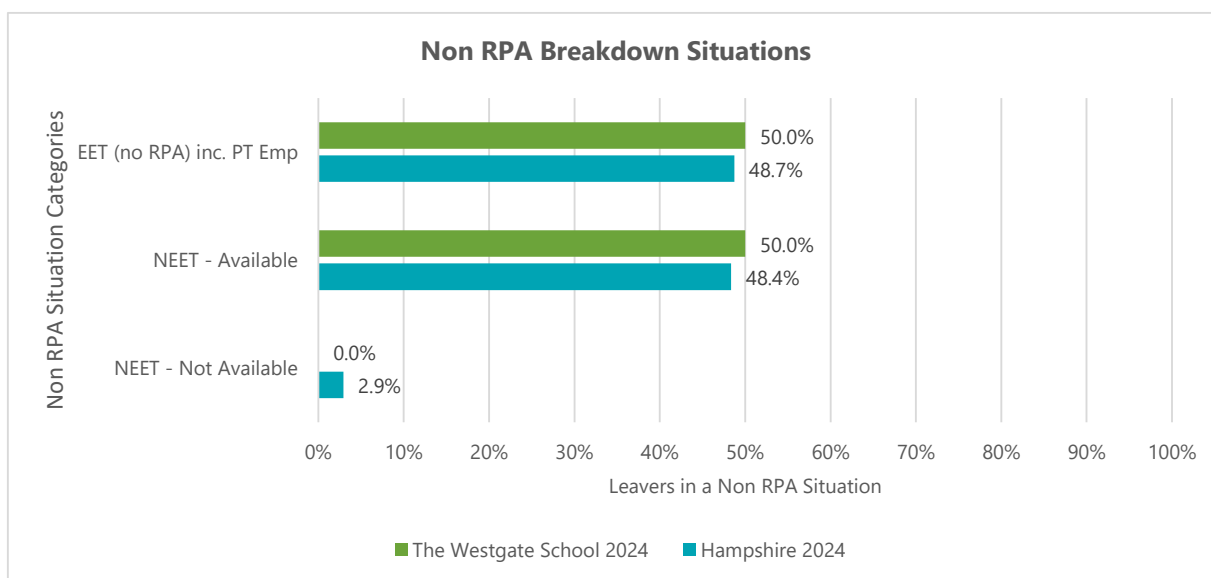
Leaver Year	2020	2021	2022	2023	2024
RPA Not Met	0	0	0	0	-
Total Leavers	232	239	239	237	246

Hampshire

Leaver Year	2020	2021	2022	2023	2024
RPA Not Met	241	248	361	395	546
Total Leavers	13,609	14,113	14,147	14,790	15,166

Non RPA Situation Breakdown

Non RPA situations are grouped into three categories, seen below. The Situation Category table in the glossary on page 5 defines each category. The graph below shows that in 2024 there was a larger percentage of The Westgate School leavers moving to a Non RPA EET situation than the Hampshire average.



The tables below show the actual numbers of young people in each Non RPA situation. Where fewer than five people are recorded the information is withheld and replaced with '-'.

The Westgate School

Leaver Year	2020	2021	2022	2023	2024
EET (no RPA) inc. PT Emp	0	0	0	0	-
NEET - Available	0	0	0	0	-
NEET - Not Available	0	0	0	0	0

Hampshire

Leaver Year	2020	2021	2022	2023	2024
EET (no RPA) inc. PT Emp	142	168	196	225	266
NEET - Available	93	77	154	160	264
NEET - Not Available	6	-	11	10	16

Other Situation

The graph below shows the percentage of Year 11 leavers from The Westgate School who moved to a situation that is categorised as neither RPA nor Non RPA. It compares The Westgate School percentages to those of Hampshire.



The situation category 'Other' is not broken down due to the small numbers of young people involved. The 'Other' category includes young people who are taking part in unpaid personal development opportunities that support them to enter EET, pregnancies, teenage parents, those whose illness prevents them from participating, unknowns, and young people moved out of area to an unknown activity.

The tables below show the actual numbers of young people in a situation categorised as 'Other' compared to the numbers in the cohort. Where fewer than five people are recorded the information is withheld and replaced with '-'.

The Westgate School

Leaver Year	2020	2021	2022	2023	2024
Other situation	5	8	-	-	-
Total Leavers	232	239	239	237	246

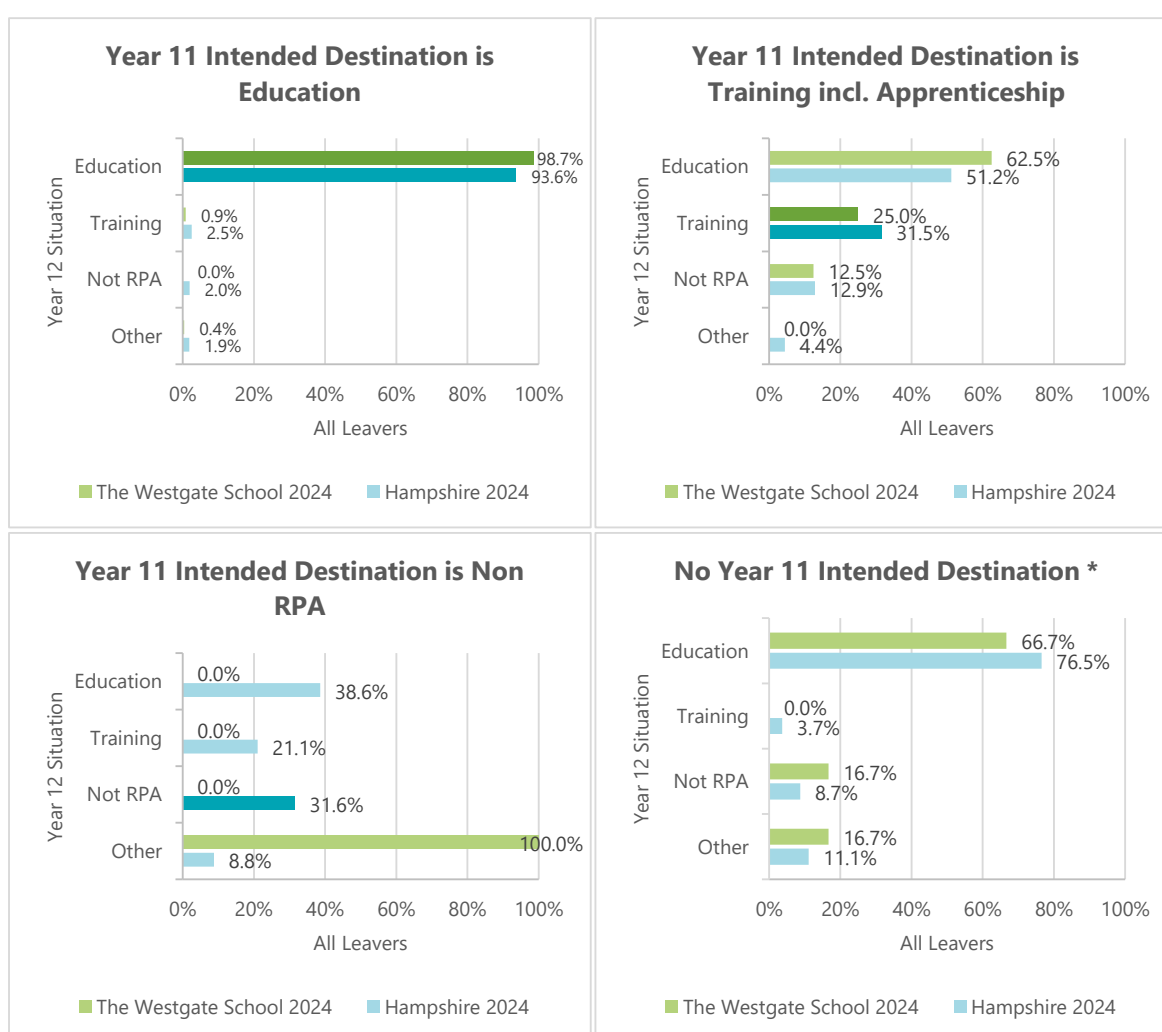
Hampshire

Leaver Year	2020	2021	2022	2023	2024
Other situation	536	523	561	651	540
Total Leavers	13,609	14,113	14,147	14,790	15,166

Intended Destination

The graphs below show the Intended Destinations of Year 11 leavers, and whether their Year 12 situation is the same as their intended.

The dark lines in the graphs highlight the percentage of leavers that met their Intended Destination. The lighter lines indicate the situation the leavers who did not meet their Intended Destination have moved to.



The table to the right shows the actual numbers of leavers per Intended Destination.

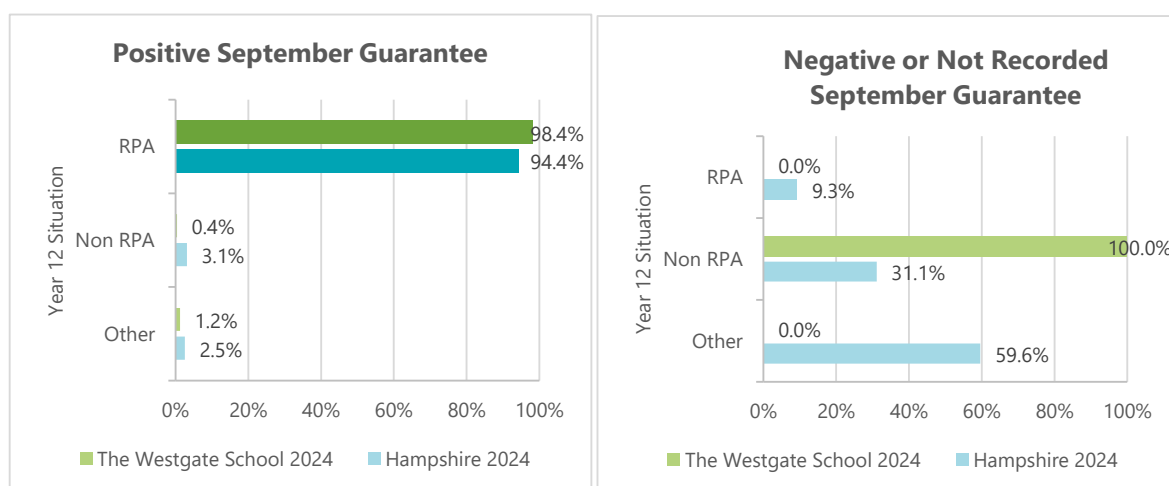
Where fewer than five people are recorded the information is withheld and replaced with '-'.
 * Either undecided or no information available

Intended Destination	The Westgate School 2024	Hampshire 2024
Education	231	11,996
Training	8	520
Non RPA	-	57
Undecided	0	0
No Information	6	2,593

September Guarantee

The graphs below examine the Year 12 situation, grouped by RPA, Non RPA and Other, of leavers who had a positive September Guarantee, and those who had a negative or no September Guarantee.

The dark lines in the Postive September Guarantee graph indicates the percentage of leavers whose September Guarantee was realised.



Of the Year 11 leavers from The Westgate School who had a positive September Guarantee, 98.4% are now in a destination that meets the RPA requirements.

The table below shows the number of leavers who had a positive or negative/not recorded September Guarantee, and their Year 12 situation category. Where fewer than five people are recorded the information is withheld and replaced with '- '.

September Guarantee	Year 12 Situation	The Westgate School 2024	Hampshire 2024
Guarantee	RPA	241	14,045
	Non RPA	-	461
	Other	-	379
Guarantee Total		241	14,885
No Guarantee/Not Recorded	RPA	0	25
	Non RPA	-	84
	Other	0	161
No Guarantee/Not Recorded Total		0	270

Appendix

This appendix outlines how the DfE destination types have been grouped in the Activity Survey.

Booklet Category	DfE Destinations Included	Education and training	Meet the duty to participate	EET, NEET, NK
Sixth Form College/School	FTE – school sixth-form	FTE	Participating	EET
	FTE – sixth-form college	FTE	Participating	EET
FE College	FTE – further education	FTE	Participating	EET
Other Ed inc. Traineeship	FTE – higher education	FTE	Participating	EET
	Gap year students	-	Participating	EET
	FTE - other	FTE	Participating	EET
	Independent specialist provider	FTE	Participating	EET
	Traineeship	WBL	Participating	EET
Non-Emp Training (FT)	EFA/SFA funded WBL	WBL	Participating	EET
	Other Training	Other	Participating	EET
	Training through Work Programme	Other		EET
	Supported internship	WBL	Participating	EET
Emp (FT) inc. Apprenticeship	Apprenticeship	Apprentice	Participating	EET
	FT employment with study (regulated qual)	E&T	Participating	EET
	Employment with training (other)	-	-	EET
	Self-employment	-	-	EET
	Self-employment with study (regulated qualification)	E&T	Participating	EET
	Work not for reward with study (regulated qualification)	E&T	Participating	EET
EET (no RPA) inc. PT Emp	Part time education	PTE	-	EET
	Employment without training	-	-	EET
	Temporary employment	-	-	EET
	Part time employment	-	-	EET
	Reengagement provision	-	WT	EET
NEET - Available	Working not for reward	-	-	NEET
	Not yet ready for work or learning	-	-	NEET
	Seeking employment, education or training	-	-	NEET
NEET - Not Available	Carer	-	-	NEET
	Not available on religious grounds	-	-	NEET
	Unlikely ever to be economically active	-	-	NEET
	Not available – other reason	-	-	NEET
Other	Start date agreed - other	-	-	NEET
	Start date agreed (RPA Compliant)	-	WT	NEET
	Teenage parent	-	TB	NEET
	Illness	-	TB	NEET
	Pregnancy	-	TB	NEET
	Current situation not known	-	-	Not known
	Cannot be contacted	-	-	Not known
	Refused to disclose activity	-	-	Not known

Key:	Destination meets RPA	Destination does not meet RPA	Unknown/Moved Away
------	-----------------------	-------------------------------	--------------------

Glossary
PTE - Part Time Education
TB - Temporary Break
WBL - Work Based Learning
WT - Working Towards